



## AMZI Facts

### Ticker

Price return: AMZI  
Total return: AMZIX

### Reuters

Price return: .AMZI  
Total return: .AMZIX

### Bloomberg

Price return: AMZI  
Total return: AMZIX

### Index Launch

November 12, 2009

### Base Value

100 on December 29, 1995

### Index Calculation

Every fifteen (15) seconds

### Rebalancing Dates

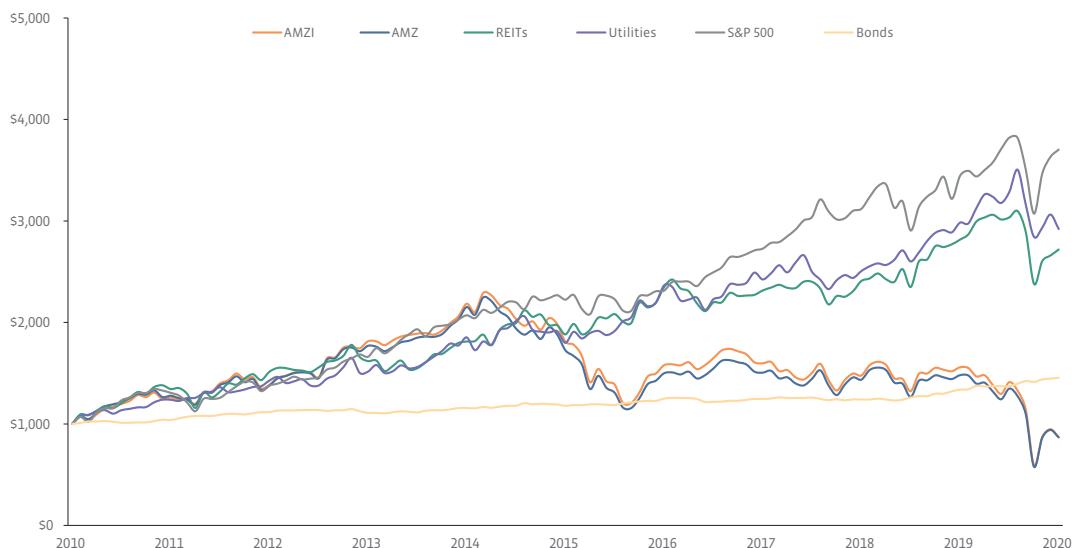
Every third Friday of March, June, September, and December

### Index Rules

Available at alerian.com

The Alerian MLP Infrastructure Index is a composite of energy infrastructure Master Limited Partnerships (MLPs). The capped, float-adjusted, capitalization-weighted index, whose constituents earn the majority of their cash flow from midstream activities involving energy commodities, is disseminated real-time on a price-return basis (AMZI) and on a total-return basis (AMZIX).

## 10-Year Performance value of \$1,000 invested



## Portfolio Characteristics

Number of Companies: 20

Company Size by Market Capitalization (millions)

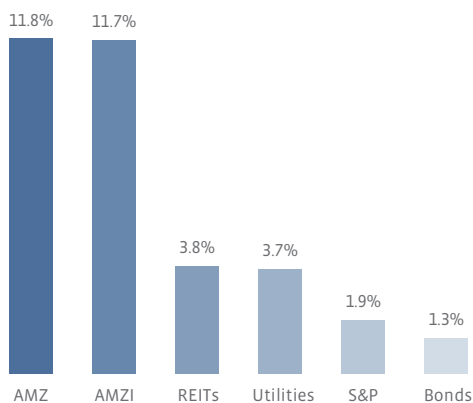
Average	\$7,211
Median	\$2,284
Largest	\$39,716
Smallest	\$501

% Investment Grade: 64.9%

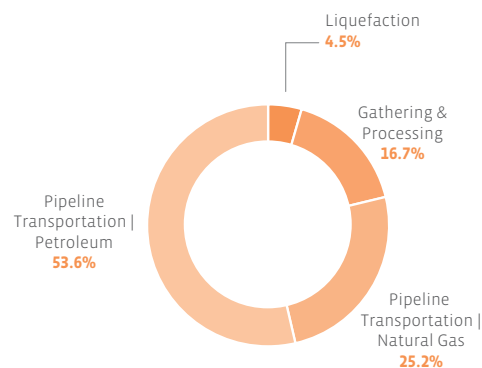
## Performance Data

	3 Month	6 Month	YTD	1 Year	Annualized		
					3 Year	5 Year	10 Year
AMZI	47.2%	-38.3%	-38.3%	-44.1%	-18.3%	-13.6%	-1.4%
AMZ	50.2%	-35.7%	-35.7%	-41.4%	-16.8%	-12.9%	-1.4%
REITs	14.3%	-10.4%	-10.4%	-3.5%	5.5%	7.6%	10.5%
Utilities	2.7%	-11.1%	-11.1%	-2.1%	6.4%	10.2%	11.3%
S&P 500	20.5%	-3.1%	-3.1%	7.5%	10.7%	10.7%	14.0%
Bonds	2.9%	6.1%	6.1%	8.7%	5.3%	4.3%	3.8%

## Yields



## Sector Weightings





## Market Capitalization

AMZI Market Cap

**\$144 Billion (94%)**

 AMZI Float-Adjusted Market Cap  
**\$80 Billion**

Total Energy Infrastructure MLP Market Cap

**\$154 Billion**

## Comparable Market Indices

	AMZI	AMZ	REITs	Utilities	S&P 500	Bonds
Correlation to AMZI	1.00	1.00	0.75	0.48	0.79	0.18
Value of \$1,000	\$871	\$867	\$2,719	\$2,921	\$3,703	\$1,455
% Positive Months	54.2%	52.5%	62.5%	68.3%	71.7%	65.0%
Standard Deviation	28.2%	28.3%	15.2%	12.7%	13.4%	2.9%
Sharpe Ratio	0.08	0.08	0.70	0.86	1.00	1.10

## Top 10 Constituents

Company Name	Sector	Ticker	Market Cap (millions)	Index Weight	Yield
Magellan Midstream Partners LP	Pipeline Transportation   Petroleum	MMP	\$9,716	10.4%	9.5%
Enterprise Products Partners LP	Pipeline Transportation   Natural Gas	EPD	\$39,716	10.4%	9.8%
Plains All American Pipeline LP	Pipeline Transportation   Petroleum	PAA	\$7,064	9.9%	8.1%
MPLX LP	Pipeline Transportation   Petroleum	MPLX	\$18,293	9.9%	15.9%
Energy Transfer LP	Pipeline Transportation   Natural Gas	ET	\$19,183	9.5%	17.1%
Phillips 66 Partners LP	Pipeline Transportation   Petroleum	PSXP	\$8,727	8.2%	9.7%
Western Midstream Partners LP	Gathering & Processing	WES	\$4,457	6.4%	12.4%
TC PipeLines LP	Pipeline Transportation   Natural Gas	TCP	\$2,215	5.3%	8.4%
Shell Midstream Partners LP	Pipeline Transportation   Petroleum	SHLX	\$4,826	4.8%	15.0%
Cheniere Energy Partners LP	Liquefaction	CQP	\$16,931	4.5%	7.3%
<b>Total</b>			<b>\$131,128</b>	<b>79.2%</b>	

## About Alerian

Alerian is an independent information services company serving asset managers and investment professionals around the globe through its indexing, research and data capabilities. Built on a foundation of data rigor and specialty research, Alerian pioneered how the master limited partnership (MLP) asset class is measured and created the first real-time MLP index – the Alerian MLP Index – the most widely used benchmark for midstream MLP energy. Today, Alerian continues to innovate, delivering indexes, tools, thought leadership, and actionable insights that equip stakeholders to make informed decisions.

It is not possible to invest directly in an index. Index performance does not reflect the deduction of any fees or expenses. Alerian does not sponsor, endorse, sell, or promote any investment product linked to or based on the Alerian Index Series. The Alerian MLP Index (AMZ) is the leading gauge of energy MLPs. Utilities are represented by the S&P 500 Utilities Index, a composite of utility stocks in the S&P 500. Real Estate Investment Trusts (REITs) are represented by the Real Estate 50 Index, a supplemental benchmark to the FTSE NAREIT US Real Estate Index Series to measure the performance of larger and more frequently traded equity REITs. The S&P 500 is a capitalization-weighted index of 500 stocks designed to measure performance of the broad domestic economy. Bonds are represented by the Barclays US Aggregate Total Return Bond Index. Performance is provided on a total return basis. Correlation is based on monthly data over the trailing 3-year period. Percentage of positive months, standard deviation, value of \$1,000, and Sharpe ratio comparisons are based on monthly data over the trailing 10-year period. For sector weighting purposes, constituents are classified according to the business in which they generate the most distributable cash flow. The Alerian MLP Infrastructure Index is the exclusive property of Alerian, which has contracted with Standard & Poors (“S&P”) to maintain and calculate the Index. S&P shall have no liability for any errors or omissions in calculating the Index.