



AMEI Facts

Ticker

Price return: AMEI
Total return: AMEIX

Reuters

Price return: .AMEI
Total return: .AMEIT

Bloomberg

Price return: AMEI
Total return: AMEIX

Index Launch

April 1, 2013

Base Value

320.10 on December 31, 2007

Index Calculation

Every fifteen (15) seconds

Rebalancing Dates

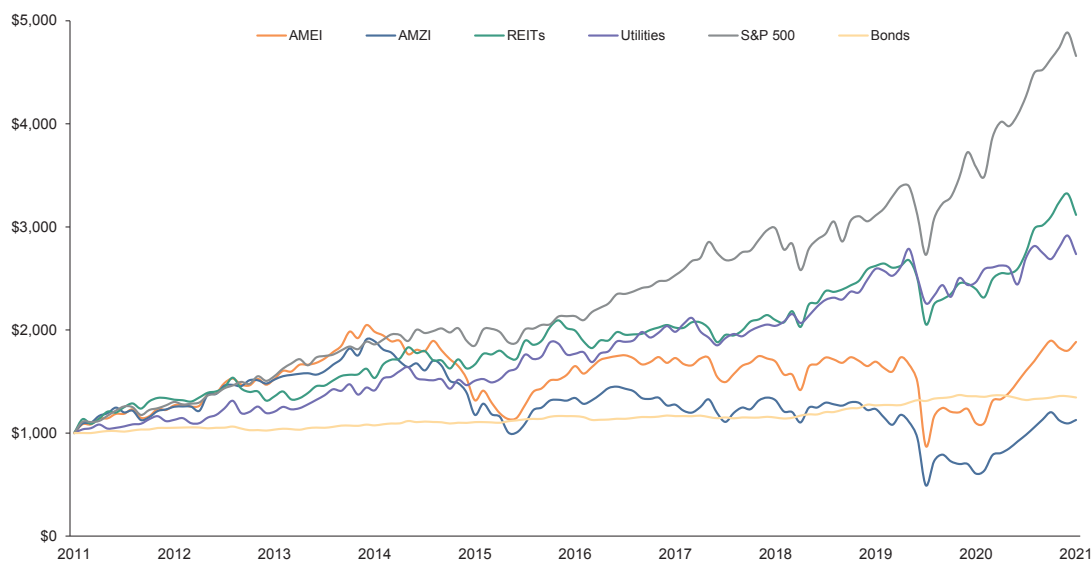
Every third Friday of March, June, September, and December

Index Rules

Available at alerian.com

The Alerian Midstream Energy Select Index is a composite of North American energy infrastructure companies. The capped, float-adjusted, capitalization-weighted index, whose constituents are engaged in midstream activities involving energy commodities, is disseminated real-time on a price-return basis (AMEI) and on a total-return basis (AMEIX).

10-Year Performance value of \$1,000 invested



Portfolio Characteristics

Number of Companies: 36

Company Size by Market Capitalization (millions)

Average \$13,129

Median \$4,833

Largest \$80,704

Smallest \$307

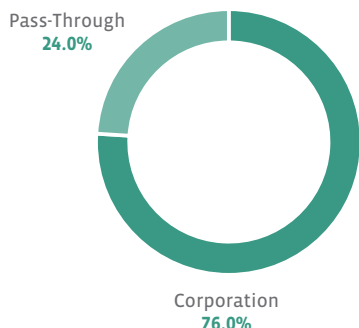
% Investment Grade: 69.5%

% Canadian: 32.9%

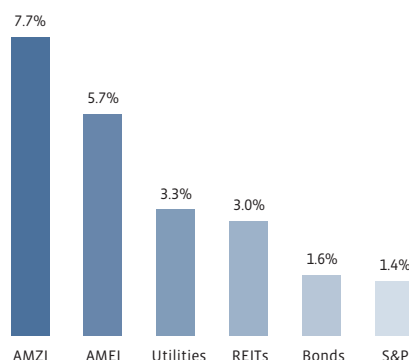
Performance Data

	3 Month	6 Month	YTD	1 Year	Annualized		
					3 Year	5 Year	10 Year
AMEI	-0.6%	17.5%	41.8%	71.8%	3.6%	2.7%	6.5%
AMZI	-6.3%	14.7%	39.7%	85.6%	-5.1%	-3.4%	1.2%
REITs	0.5%	13.2%	22.2%	30.0%	14.1%	9.3%	12.0%
Utilities	1.8%	1.4%	4.2%	11.0%	10.3%	9.1%	10.6%
S&P 500	0.6%	9.2%	15.9%	30.0%	16.0%	16.9%	16.6%
Bonds	0.1%	1.9%	-1.6%	-0.9%	5.4%	2.9%	3.0%

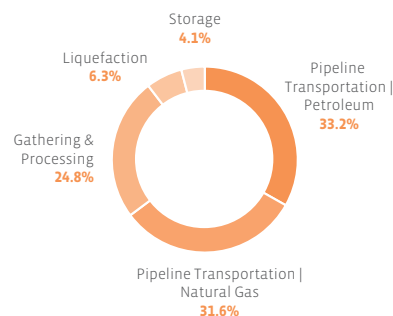
Tax Structure



Yields

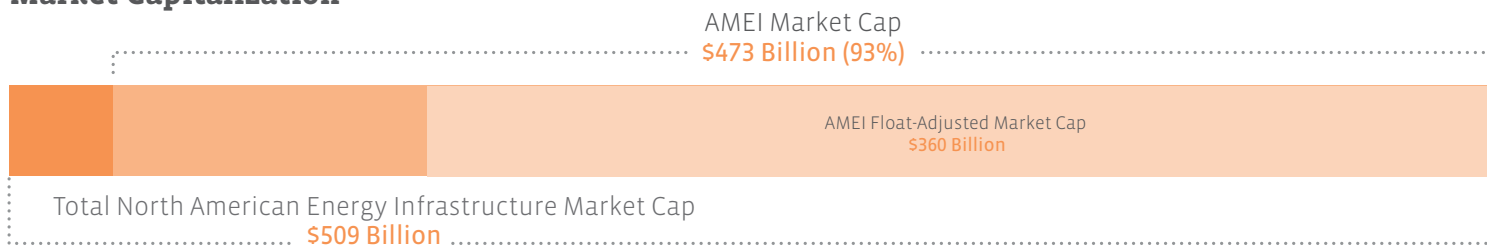


Sector Weightings





Market Capitalization



Comparable Market Indices

	AMEI	AMZI	REITs	Utilities	S&P 500	Bonds
Correlation to AMEI	1.00	0.98	0.79	0.40	0.79	0.10
Value of \$1,000	\$1,884	\$1,127	\$3,117	\$2,736	\$4,659	\$1,345
% Positive Months	59.2%	55.8%	63.3%	65.8%	73.3%	60.8%
Standard Deviation	24.7%	29.8%	14.8%	13.7%	13.3%	3.0%
Sharpe Ratio	0.37	0.18	0.80	0.77	1.19	0.82

Top 10 Constituents

Company Name	Sector	Ticker	Market Cap (millions)	Index Weight	Yield
Enbridge Inc	Pipeline Transportation Petroleum	ENB CN	\$80,704	9.6%	6.6%
Enterprise Products Partners LP	Pipeline Transportation Natural Gas	EPD	\$47,292	7.8%	8.3%
TC Energy Corporation	Pipeline Transportation Natural Gas	TRP CN	\$47,118	7.7%	5.7%
Energy Transfer LP	Pipeline Transportation Natural Gas	ET	\$25,913	5.4%	6.4%
Targa Resources Corp	Gathering & Processing	TRGP	\$11,252	5.4%	0.8%
Cheniere Energy Inc	Liquefaction	LNG	\$24,770	5.4%	1.4%
ONEOK Inc	Pipeline Transportation Natural Gas	OKE	\$25,844	5.3%	6.4%
Kinder Morgan Inc	Pipeline Transportation Natural Gas	KMI	\$37,919	5.3%	6.5%
The Williams Companies Inc	Gathering & Processing	WMB	\$31,516	5.2%	6.3%
Plains GP Holdings LP	Pipeline Transportation Petroleum	PAGP	\$2,637	5.1%	6.7%
Total			\$334,964	62.3%	

About Alerian

Alerian is an independent information services company serving asset managers and investment professionals around the globe through its indexing, research and data capabilities. Built on a foundation of data rigor and specialty research, Alerian pioneered how the master limited partnership (MLP) asset class is measured and created the first real-time MLP index – the Alerian MLP Index – the most widely used benchmark for midstream MLP energy. Today, Alerian continues to innovate, delivering indexes, tools, thought leadership, and actionable insights that equip stakeholders to make informed decisions.

It is not possible to invest directly in an index. Index performance does not reflect the deduction of any fees or expenses. Alerian does not sponsor, endorse, sell, or promote any investment product linked to or based on the Alerian Index Series. The Alerian MLP Infrastructure Index (AMZI) is a composite of energy infrastructure MLPs. Real Estate Investment Trusts (REITs) are represented by the Real Estate 50 Index, a supplemental benchmark to the FTSE NAREIT US Real Estate Index Series to measure the performance of larger and more frequently traded equity REITs. The S&P 500 is a capitalization-weighted index of 500 stocks designed to measure performance of the broad domestic economy. Utilities are represented by the S&P 500 Utilities Index, a composite of utility stocks in the S&P 500. Bonds are represented by the Barclays US Aggregate Total Return Bond Index. Performance is provided on a total return basis. Correlation is based on monthly data over the trailing 3-year period. Percentage of positive months, standard deviation, value of \$1,000, and Sharpe ratio comparisons are based on monthly data over the trailing 10-year period. The Alerian Midstream Energy Select Index is the exclusive property of Alerian, which has contracted with Standard & Poors (“S&P”) to maintain and calculate the Index. S&P shall have no liability for any errors or omissions in calculating the Index.